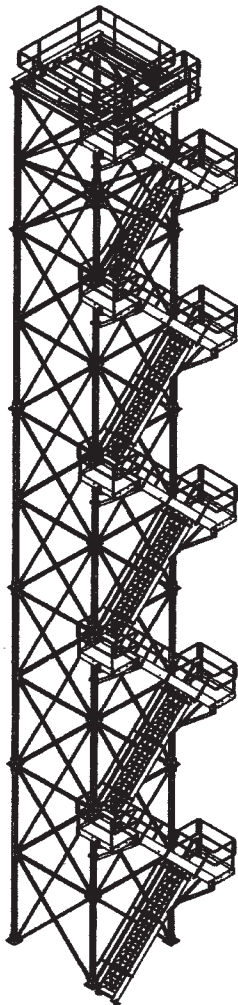


**We Protect You and the  
Equipment We Manufacture**

509 Arbor Drive • Columbia, MO 65201  
573.474.9217

## BUCKET ELEVATOR QUALITY TOWERS AND STAIRWAYS



### FEATURES

(1) Standard tower sizes are 8 ft., 10 ft., 14 ft., 16 ft., and 20 ft. square in 5 ft., 10 ft., 15 ft., or 20 ft. sections with larger custom sizes available. (Hot Dipped Galvanized)

(2) Heavy duty switchback and or wrap around stairways. (Hot Dipped Galvanized)

(3) Tower comes complete with "X" brace as standard design. Access bracing is available for increased access into tower for boot. (Hot Dipped Galvanized)

**We Protect You and the  
Equipment We Manufacture**

509 Arbor Drive • Columbia, MO 65201  
573.474.9217

## HEAVY DUTY CATWALK SUPPORT TOWERS

### Catwalks and Manwalks

Hunter's WorldWide manufactures Catwalks and Manwalks to satisfy your requirements. Our products are available in various widths and spans, to support assorted conveyors. The 100% bolted design allowing for ease of assembly in the field.

**Hot Dipped Galvanized  
Option, powder coated OSHA Yellow**



### Support Towers

The Hunter's WorldWide Support Towers are designed to carry the load of the catwalk. Available in numerous widths to meet the load requirement in four or two leg design, stand alone style or attached to grain bins. The tower can be designed to stand on its own foundation or on the bins.

**Hot Dipped Galvanized  
Option, powder coated OSHA Yellow**

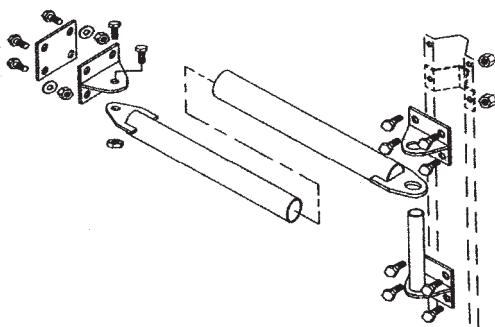



Figure A

### Figure A

This is the Hunter Bin Support System designed to allow the Hunter "H" System 2 leg support tower to attach to a Grain bin side stiffener.